



Accelerated

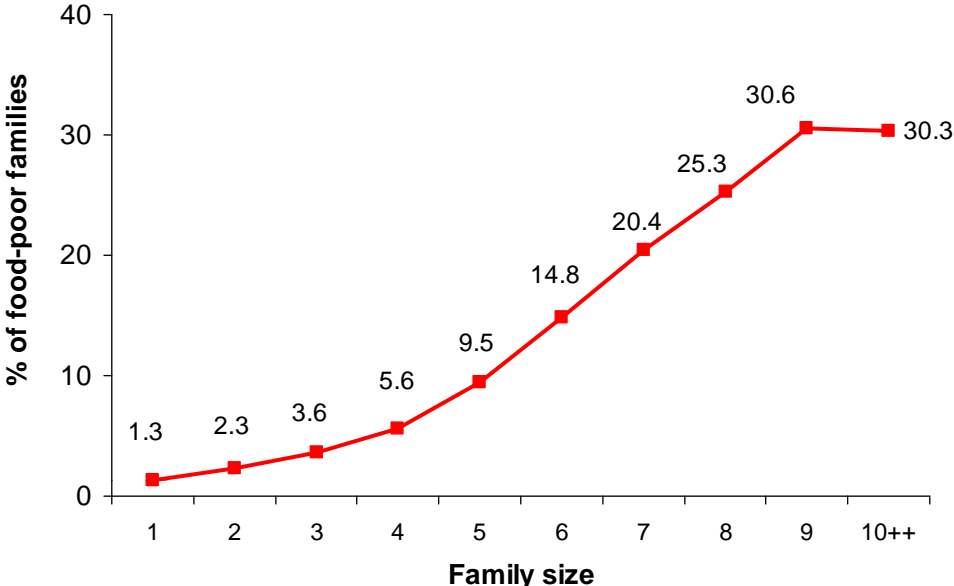
Hunger-Mitigation Program

**National Nutrition Council
Department of Health**

22 February 2008



Hunger correlates with family size



Source: National Economic and Development Authority
2003 Subsistence Incidence, by Family Size



Outline

- ❑ Hunger Situation
- ❑ Presidential Directive on Hunger-Mitigation
- ❑ Institutional Arrangements
- ❑ Role of Local Governments
- ❑ 2007 Accomplishments and Prospects for 2008



Hunger defined (FAO-UN)

- Hunger - a condition in which people do not get enough food to provide the nutrients for fully productive, active and healthy lives.



Hunger defined (FAO-UN)

- ❑ A form of food insecurity, and if prolonged, could lead to malnutrition.



Causes of Hunger

- ❑ Poverty – no money to buy food



Causes of Hunger

- ❑ Unavailability or insufficiency of food



Causes of Hunger

- ❑ Large family size



Assessing hunger

TANONG: “Nitong nakaraang 3 buwan, nangyari po ba kahit minsan na ang inyong pamilya ay nakaranas ng gutom at wala kayong makain? Kung oo, nangyari po ba yan ng minsan lamang? ilang beses? madalas o palagi?”

Source: Social Weather Stations



Assessing hunger

Moderate hunger

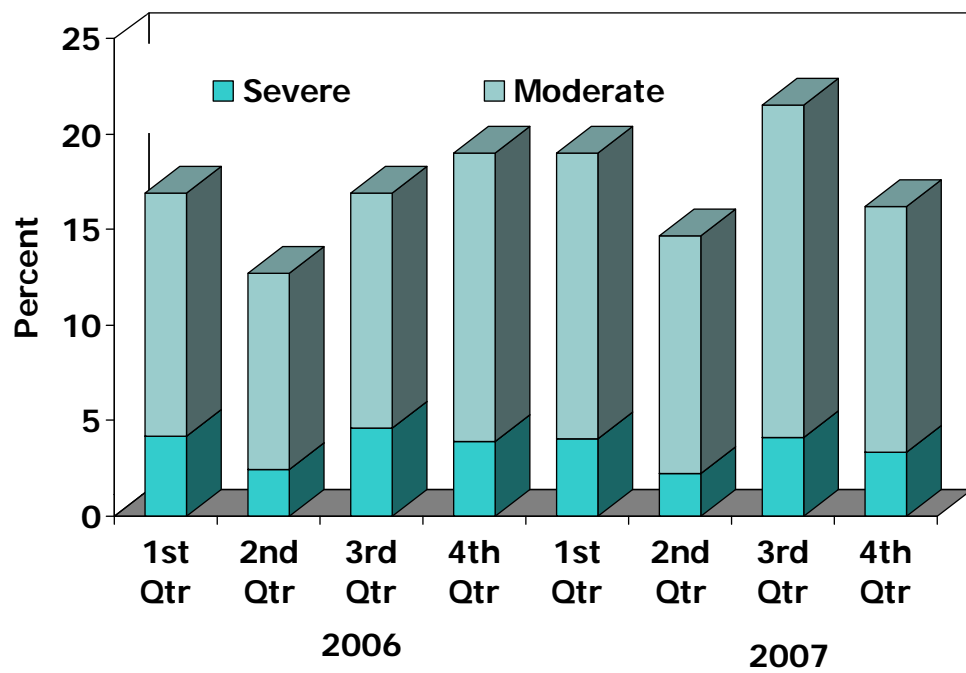
= *minsang lamang* or *ilang beses* or once or a few times

Severe

= *madalas o palagi* or often or always

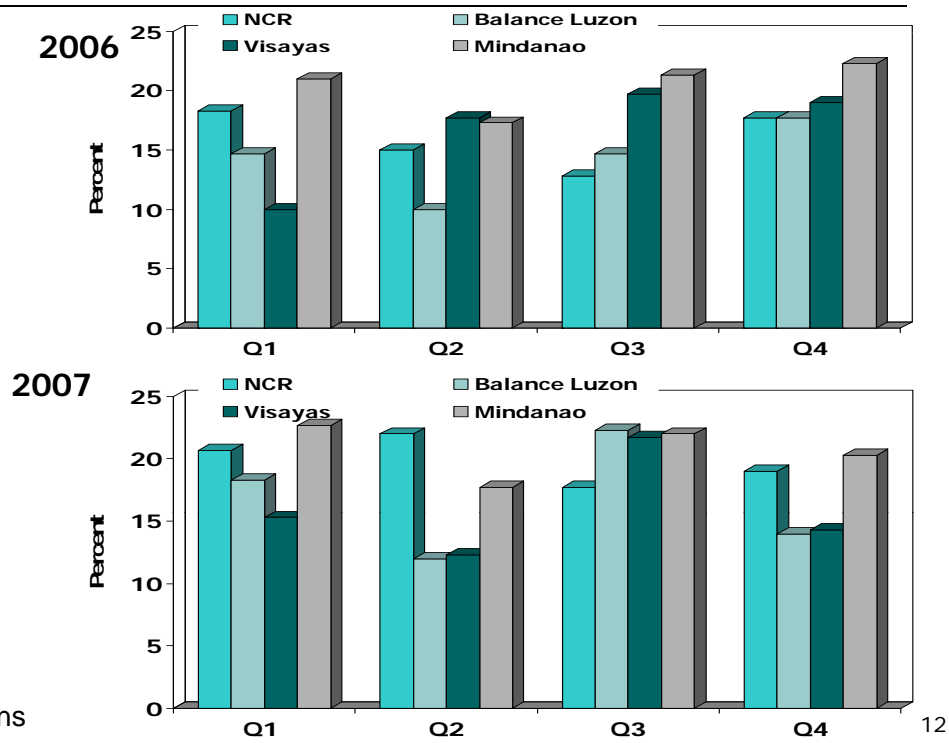
Source: Social Weather Stations

Trends in hunger incidence



Source: Social Weather Stations

Trends in hunger incidence



Source:
Social Weather Stations

Linkages
and
Objectives

Pump Priming Strategy

*Generate investments,
create jobs, provide basic
services to the poor*

Hunger Mitigation Program

*Reduce hunger incidence through
supply and demand interventions
(May 2006)*

**Food for School/
Tindahan Natin**

*Free rice distribution and
food price discount
(September 2005 & April 2006)*



Presidential Directive on Hunger-Mitigation

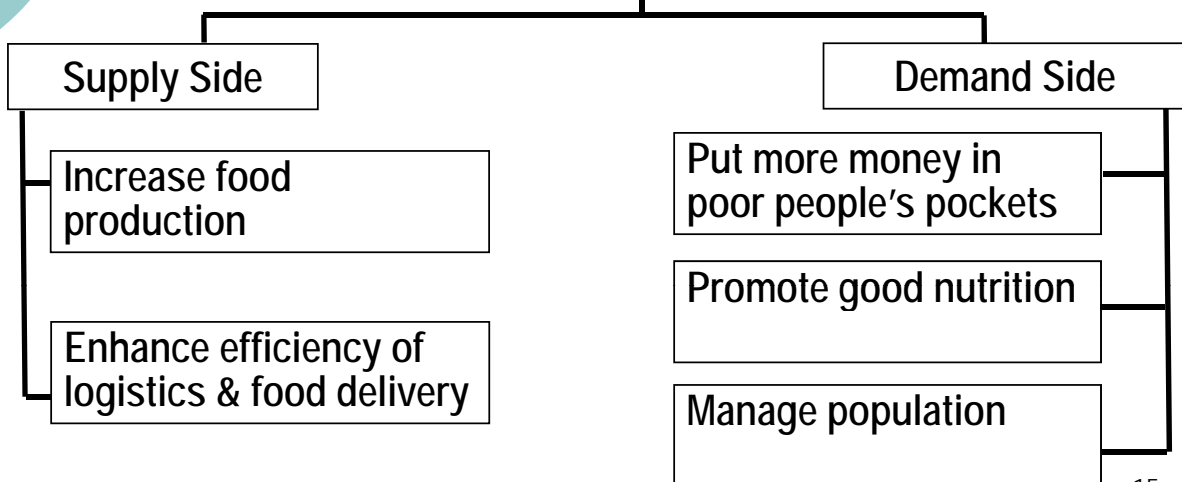
08 July 2006 Joint Cabinet and Mindanao RDC Meeting, Cotabato City

- ❑ NEDA to draft 1-year Plan to cut hunger incidence by half
- ❑ DBM to release P 1 billion to national agencies that will implement the Plan
- ❑ DOH, through the National Nutrition Council (NNC), to oversee implementation of the Plan

Accelerated Hunger-Mitigation Program Framework



Hunger Mitigation Measures



15

Accelerated Hunger-Mitigation Program Framework

Unavailable or insufficient food to eat → **HUNGER** ← No money to buy food

Hunger Mitigation Measures

Supply Side

Demand Side

Increase food production

Productivity programs including

- Livestock
- Crops
- Marine regeneration (mangrove and coastal fishery development)
- Farm family (*Programang Gulayan para sa Masa*)
- Irrigation

- DA, DENR, NIA

16

Accelerated Hunger-Mitigation Program Framework

Unavailable or insufficient food to eat → **HUNGER** ← No money to buy food

Hunger Mitigation Measures

Supply Side

Demand Side

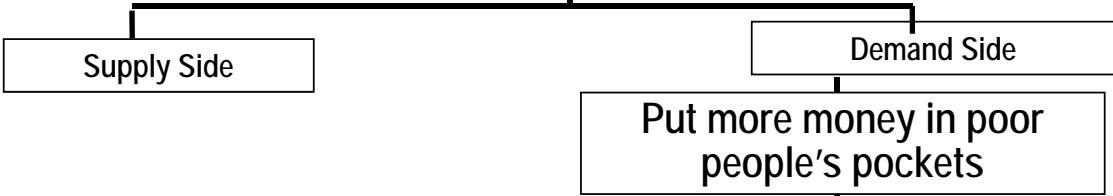
Enhance efficiency of
logistics & food delivery

1. Barangay Food Terminal & *Tindahan Natin* – DA, NFA, DSWD
2. Ports (RORO)-maximum use of private ports, shipping - DOTC/PPA
3. Farm to market roads –DPWH, DA, DAR, AFP
4. Efficient local transport – LGUs/Leagues of P/C/M/B, DILG, PNP
5. Food for School Program - DepED, DSWD
6. Creation of NGO network to support feeding programs - DSWD
7. Community tradeable rice certificates - NFA

Accelerated Hunger-Mitigation Program Framework

Unavailable or insufficient food to eat → **HUNGER** ← No money to buy food

Hunger Mitigation Measures



1. Improve productivity in coconut areas (coconut coir, virgin coconut oil & other value-adding products, coconet production) – DA, PCA, Coconut Industry Investment Fund
2. More aggressive micro-financing – Microfinance Program Committee (PCFC, DBP, Land Bank, SBCor, Quedancor, NLSF, OP-PMS, NAPC, DSWD)
3. Maximize employment opportunities in construction & maintenance of farm-to-market roads, irrigation and roadside maintenance–DPWH, MMDA, PNP, NIA, DAR, DA, AFP
4. Aggressive training – TESDA, DOLE, DSWD, CHED
5. Upland land distribution (4M ha for jatropha, rubber) – DAR, DENR, DA₁₈

Accelerated Hunger-Mitigation Program Framework

Unavailable or insufficient food to eat → **HUNGER** ← No money to buy food

Hunger Mitigation Measures

Supply Side

Demand Side

Promote good nutrition

1. Conduct social marketing –DOH, NNC, LGUs
2. Promote exclusive breastfeeding, appropriate complementary feeding, and increased consumption of vegetables – DOH, NNC, LGUs
3. Nutrition education in schools –DepED

Accelerated Hunger-Mitigation Program Framework

Unavailable or insufficient food to eat → **HUNGER** ← No money to buy food

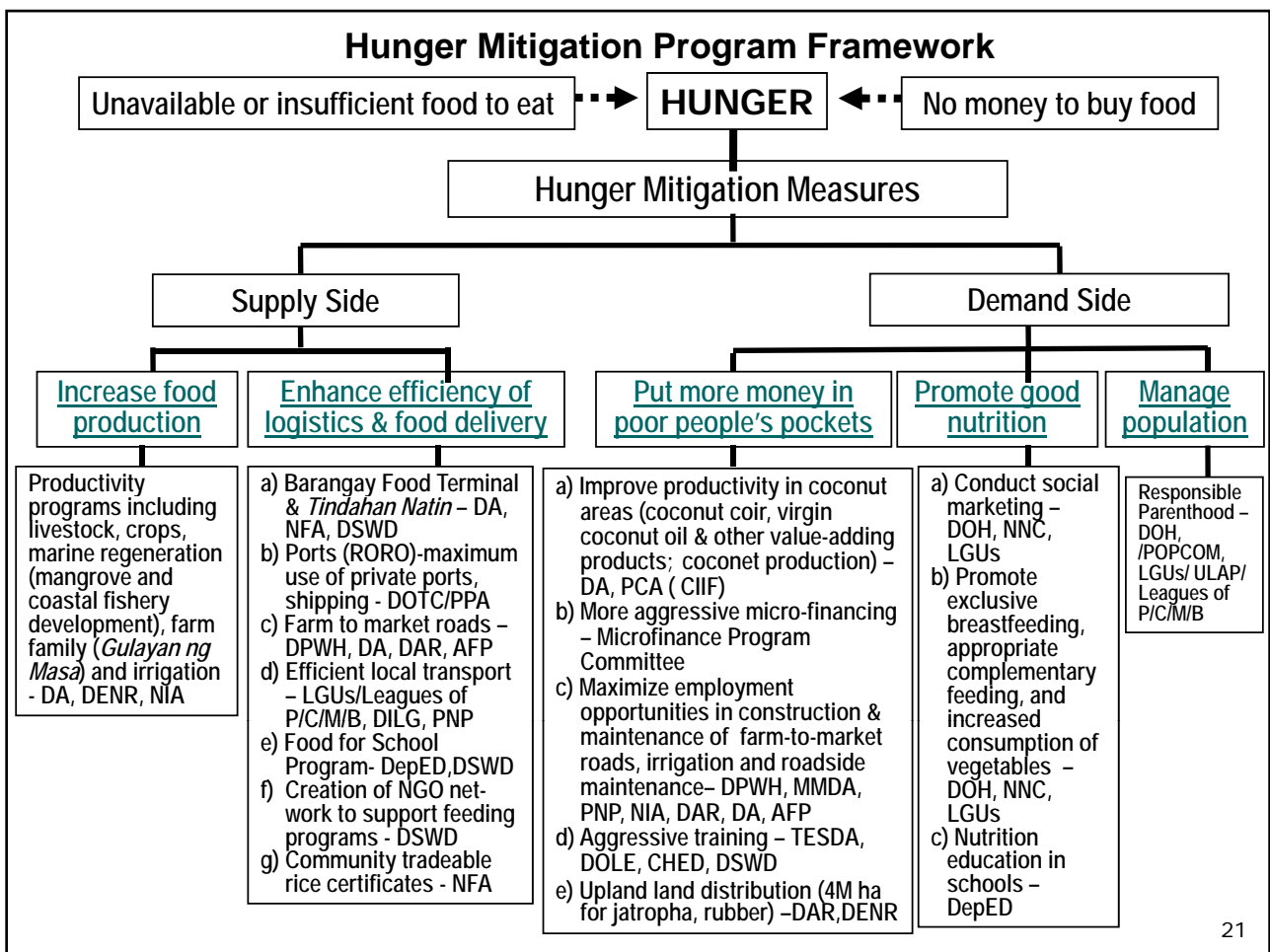
Hunger Mitigation Measures

Supply Side

Demand Side

Manage population

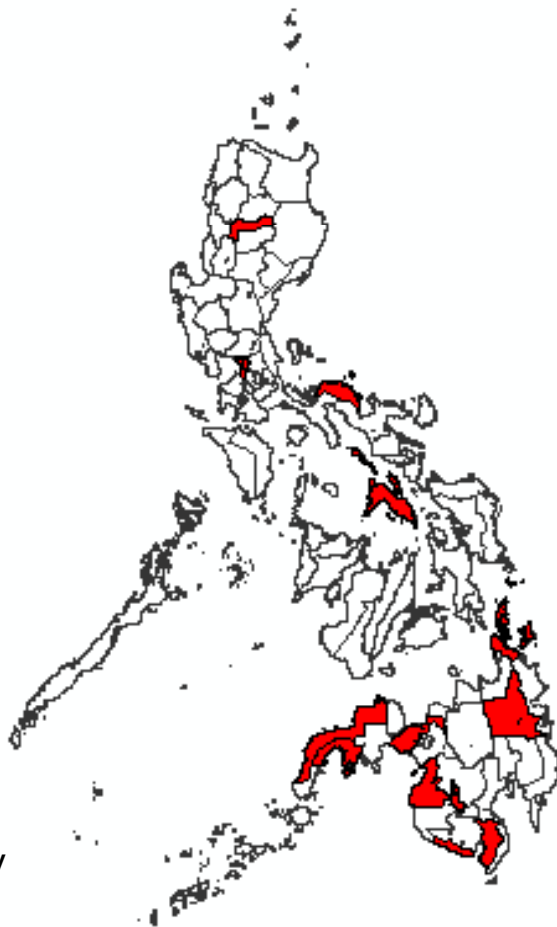
Responsible Parenthood –
DOH, POPCOM, LGUs/ ULAP/
Leagues of P/C/M/B



**PRIORITY ONE
PROVINCES
(AHMP, 2006)**

National Capital
Region

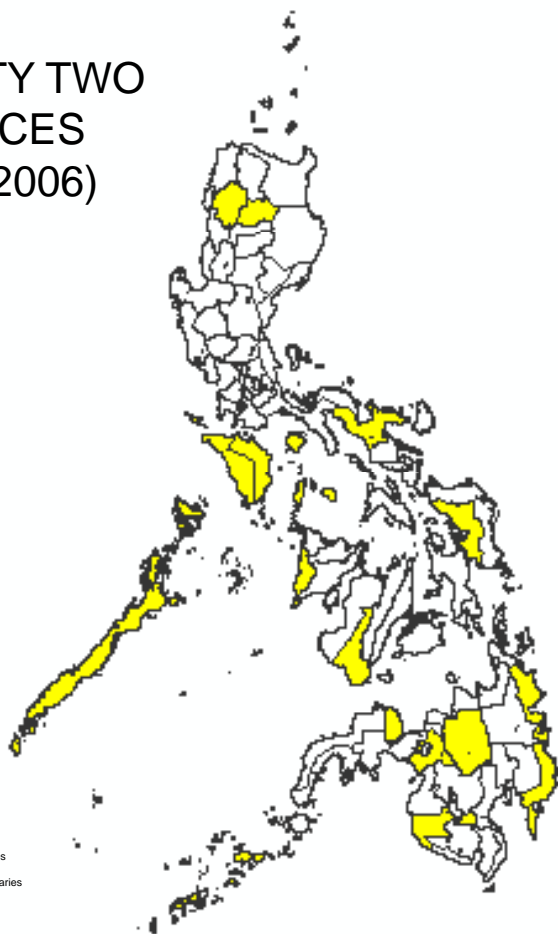
Agusan del Sur
Camarines Norte
Lanao del Norte
Maguindanao
Masbate
Mountain Province
Sarangani
Surigao del Norte
Zamboanga del
Norte
Zamboanga Sibugay



N=10

Source: AHMP
Created by: RCValientes
2006 * NNC
Disclaimer: Political Boundaries
are not authoritative

**PRIORITY TWO
PROVINCES
(AHMP, 2006)**



N=20

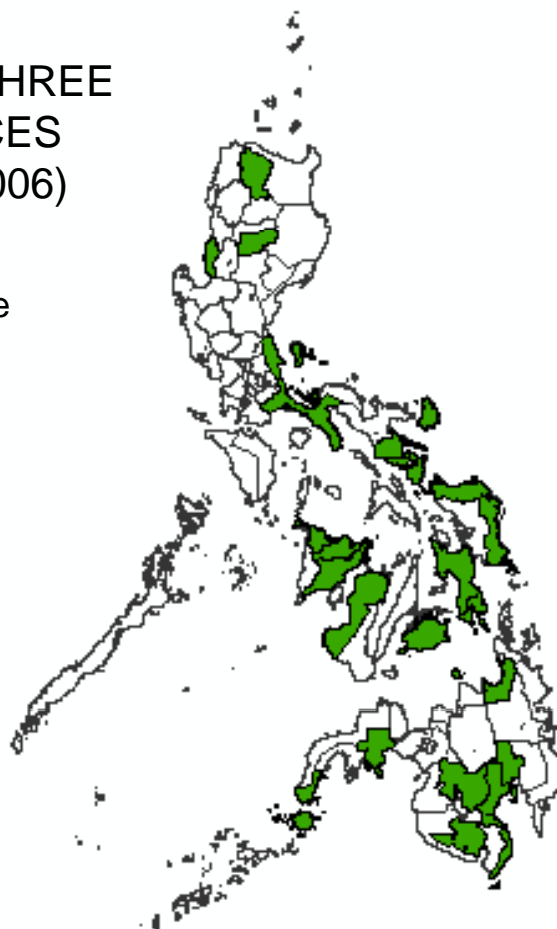
- Abra**
- Antique**
- Biliran**
- Bukidnon**
- Camarines Sur**
- Davao Oriental**
- Lanao del Sur**
- Kalinga**
- Marinduque**
- Misamis Occidental**
- Oriental Negros**
- Occidental Mindoro**
- Oriental Mindoro**
- Palawan**
- Romblon**
- Samar**
- Sultan Kudarat**
- Sulu**
- Surigao del Sur**
- Tawi-Tawi**

Source: AHMP
Created by: RCVallentes
2006 * NNC
Disclaimer: Political Boundaries
are not authoritative

**PRIORITY THREE
PROVINCES
(AHMP, 2006)**

N=24

Agusan del Norte
Aklan
Albay
Apayao
Basilan
Bohol
Camiguin
Capiz
Catanduanes
Cotabato
Davao del Norte
Davao del Sur



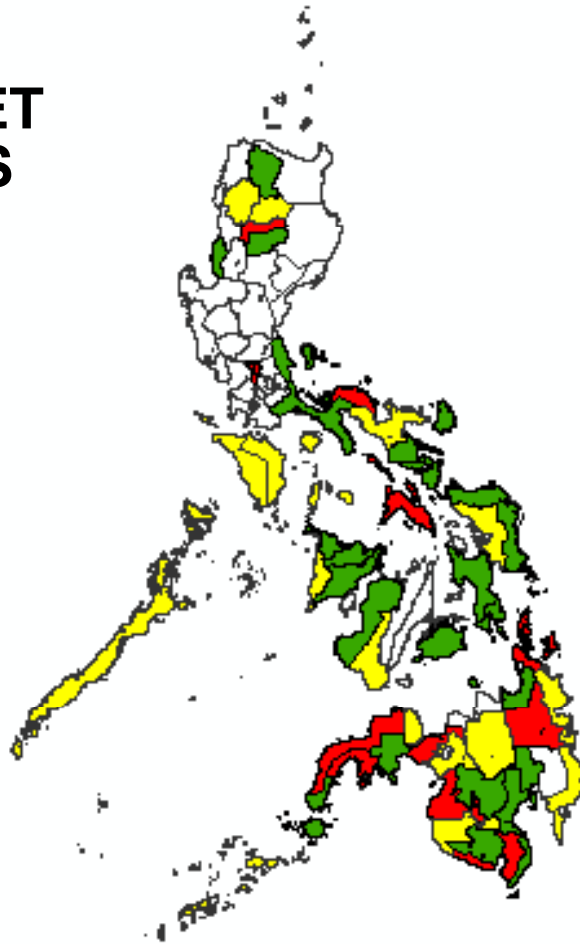
Eastern Samar
Ifugao
Iloilo
Leyte
La Union
Negros Occidental
Northern Samar
Quezon
Sorsogon
Southern Leyte
South Cotabato
Zamboanga del
Sur

Source: AHMP
Created by: RCValientes
2006 * NNC
Disclaimer: Political Boundaries
are not authoritative

AHMP TARGET AREAS

N=54

Priority 1 (n=10)
Priority 2 (n=20)
Priority 3 (n=24)



Source: AHMP
Created by: RCValientes
2006 © NNC
Disclaimer: Political Boundaries
are not authoritative



EO 616 (April 2007)

Anti-Hunger Task Force

- | | | |
|--------------|------------|-----------------------------|
| 1. DAR | 3. DBM | 10. DSWD |
| 1.1 PARC-DAR | 4. DENR | 11. DOTC |
| | 4.1 PFC | 11.1 PPA |
| 2. DA | 5. DepED | 11. NEDA |
| 2.1 BAI | 6. DOH | 12. Office of the President |
| 2.2 BFAR | 6.1 POPCOM | 12.1 CHED |
| 2.3 BPI | 6.2 NNC | 12.2 NAPC |
| 2.4 CIIF | 7. DILG | 12.3 MMDA |
| 2.5 NFA | 7.1 PNP | 13. PCFC |
| 2.6 NIA | 8. DOLE | 14. AFP |
| 2.7 PCA | 8.1 TESDA | 15. CBCP |
| | 9. DPWH | |

Department secretary/head of member-agencies as Anti-Hunger Focal Person of his/her department/agency

- a. Fast track implementation of agency's hunger-mitigation component program/s
- b. Ensure timely disbursement of funds
- c. Monitor and report on program status

Department secretary/head of member-agencies as Anti-Hunger Focal Person of his/her department/agency

- d. Provide public with correct information on hunger-mitigation component programs, and
- e. Provide other assistance as may be needed



Role of Local Chief Executives

1. Be the anti-hunger champion
2. Put hunger as centerpiece of political platform, integral part of local development agenda with duly allocated funds
3. Organize local Anti-Hunger Task Force



Role of Local Government Units

1. Identify and locate program beneficiaries and areas
2. Complement national government agencies resources
3. Monitor implementation of hunger mitigation measures



Role of Local Government Units

4. Harness participation of communities in program implementation
5. Ensure “safe passage” of food commodities
6. Organize network of potential employers for trained individuals



Role of Local Government Units

7. Promote intensively and aggressively:
 - a. Exclusive breastfeeding and appropriate complementary feeding
 - b. Responsible parenthood



Accomplishments, 2007

- Met at least 90 percent of targets for several program components
 1. *Programang Gulayan para sa Masa*
 2. Fishery Program
 3. *Tindahan Natin*
 4. Food for School Program
 5. Supplementary Feeding



Accomplishments, 2007

- Met at least 90 percent of targets for several program components. .
 - 6. Job generation through coconut-corn intercropping and roadside maintenance
 - 7. Aggressive training
 - 8. Training of municipal implementors on infant and young child feeding
- Formulation of Provincial Hunger-Mitigation Plans



Prospects for 2008

1. Improve planning system, e.g. harmonize national and local targets
2. Continue implementation to sustain gains
3. Address management issues of low-performing components



Prospects for 2008

4. Focus on needier areas and population groups using lower level of data aggregation
5. Improve monitoring and evaluation system

Thank you!

Hunger is positively correlated w/ family size

2003 Subsistence Incidence, by Family Size

Family Size	Total Number of Families (in '000)	Subsistence Poor (Food-Poor)	
		Number of Families (in '000)	Incidence
All Families	16,480	1,671	10.1
1	689	9	1.3
2	1,636	38	2.3
3	2,651	95	3.6
4	3,320	186	5.6
5	3,018	287	9.5
6	2,163	320	14.8
7	1,397	285	20.4
8	779	197	25.3
9	428	131	30.6
10 or more	399	121	30.3

Source: National Statistical Coordination Board (NSCB)
 (Computed based on the data from the 2003 Family Income and Expenditure Survey conducted by the
 National Statistics Office)

Hunger Incidence

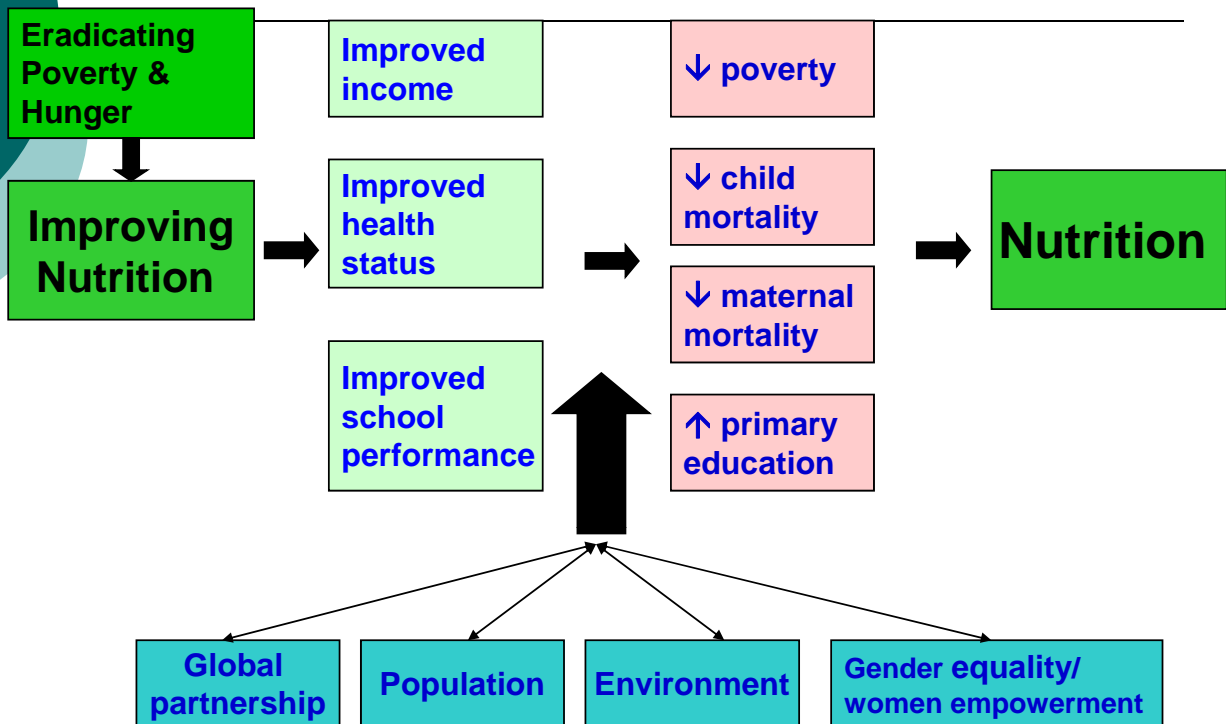
Area and Families Affected	2006				2007			
	1 st Qtr	2 nd Qtr	3 rd Qtr	4 th Qtr	1 st Qtr	2 nd Qtr	3 rd Qtr	4 th Qtr
Severe Hunger	4.2	3.4	4.6	3.9	4.0	2.2	4.1	3.3
<i>Number of Families ('000)</i>	700	580	800	670	696	383	713	574
Moderate Hunger	12.7	10.1	12.3	15.1	15.0	12.5	17.4	12.9
<i>Number of Families ('000)</i>	2,209	1,757	2,140	2,597	2,580	2,174	3,026	2,243
Total Hunger Incidence	16.9	13.9	16.9	19.0	19.0	14.7	21.5	16.2
<i>Number of Families ('000)</i>	2,909	2,418	2,909	3,268	3,268	2,557	3,739	2,817
National Capital Region	18.3	15.0	12.8	17.7	20.7	22.0	17.7	19.0
Balance Luzon	14.7	10.0	14.7	17.7	18.3	12.0	22.3	14.0
Visayas	16.0	17.7	19.7	19.0	15.3	12.3	21.7	14.3
Mindanao	21.0	17.3	21.3	22.3	22.7	17.7	22.0	20.3

TANONG: "Nitong nakaraang 3 buwan, nangyari po ba kahit minsan na ang inyong pamilya ay nakaranas ng gutom at wala kayong makain? Kung oo, nangyari po ba yan ng minsan lamang, ilan beses, madalas o palagi?"

Source: Social Weather Stations

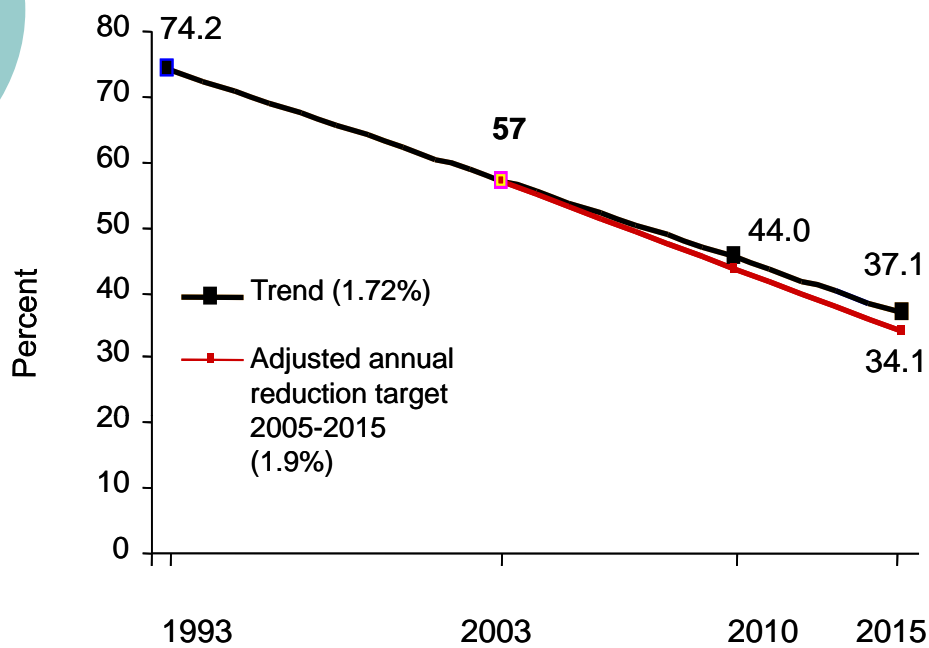
Relationship of MDG 1 with other MDG targets:

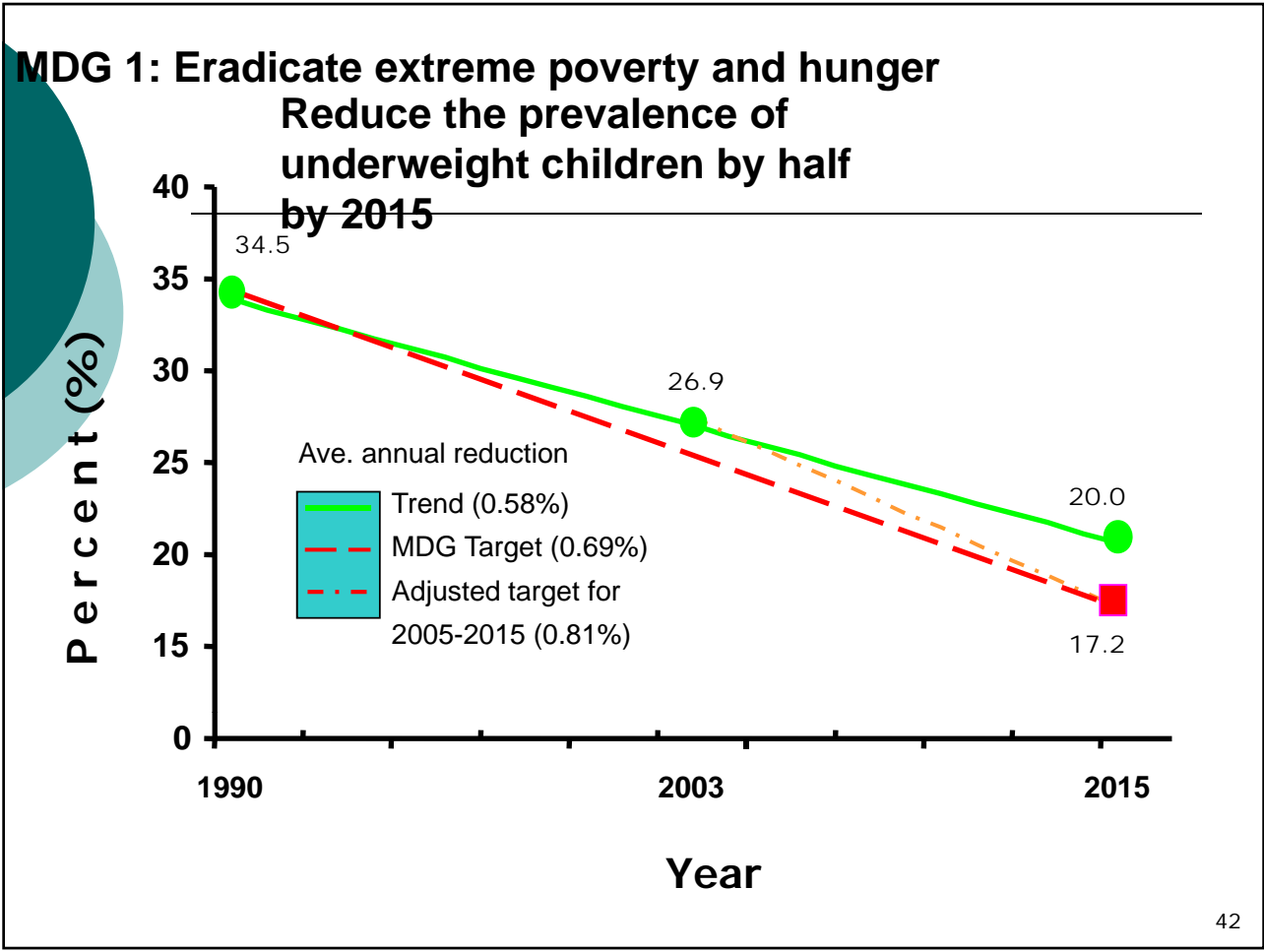
Eradicating extreme poverty & hunger



MDG 1: Eradicate extreme poverty and hunger

Reduce the proportion of population whose consumption is below minimum levels of dietary energy requirement by 2015





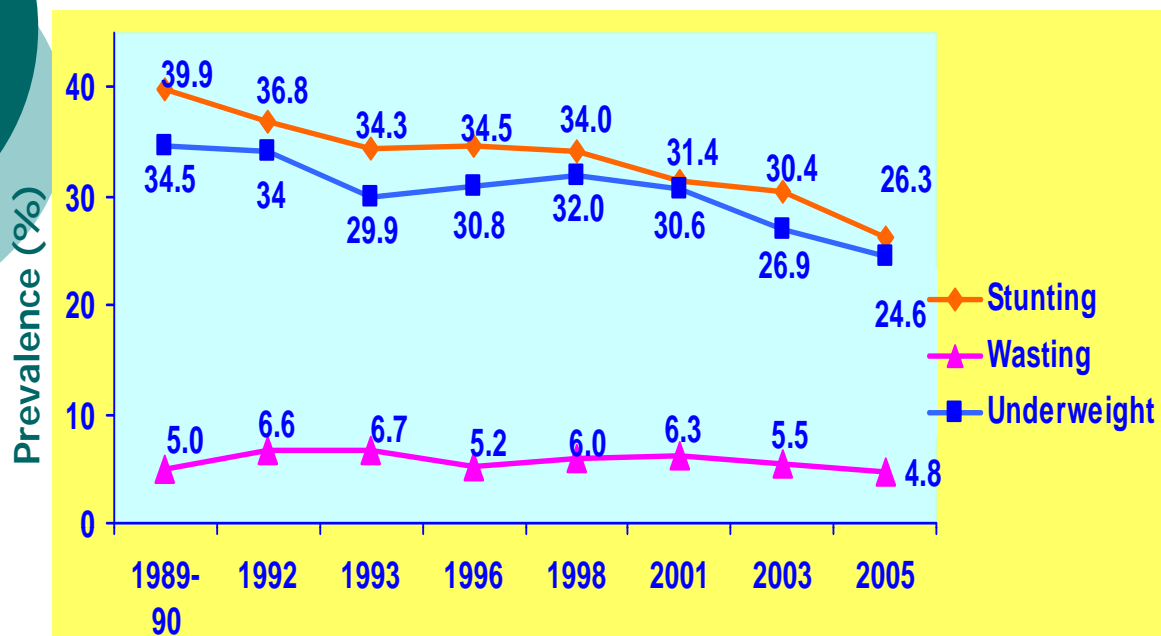
Prevalence of undernutrition, by age and physiologic age group

Population group/Indicator	Percent
0-5 years old	
Underweight	24.6 ¹
Stunting	26.3 ¹
Wasting	4.8 ¹
6-10 years old	
Underweight	22.8 ¹
Stunting	32.0 ¹
11-19 years old	15.5 ²
Adults, 60 years and above	23.6 ²
Pregnant women	26.6 ²

1 – 2005 Updating of Nutritional Status of Children, DOST-FNRI

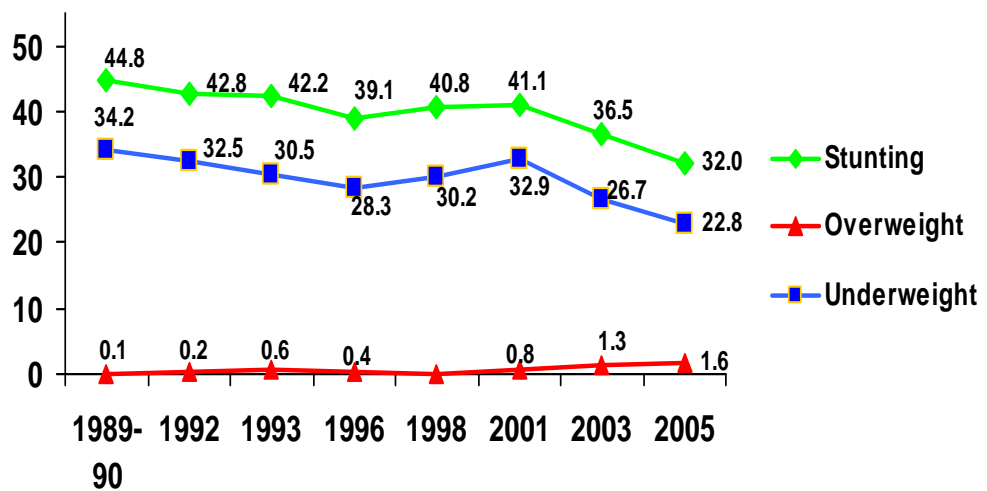
2 - 6th National Nutrition Surveys, DOST-FNRI; 2005 Updating of NS

Trend in stunting, underweight and wasting among 0-5 y/o children, 1989-90 to 2005



Source: National Nutrition Surveys: 1990-2005, DOST-FNRI

Prevalence of stunting, underweight, and overweight among 6-10 y/o children, 1989-90 to 2005



Source: National Nutrition Surveys: 1990-2005, DOST-FNRI

Mean One-Day Per Capita Energy and Nutrient Adequacy, 2003

Nutrient	Intake	% Adequacy
Energy (kcal)	1905	98.3
Protein (g)	56.2	99.2
Iron (g)	10.1	60.1
Calcium (g)	0.44	57.1
Retinol Eq. (μg)	455.2	91.4
Thiamin (mg)	0.88	86.3
Riboflavin	0.73	68.0
Niacin (mg)	20.6	
Ascorbic Acid (mg)	46.5	75.0

Source: National Nutrition Surveys, FNRI, 2003

Summary of nutritional problems by group

Group	PEM	VADD	IDA	IDD	Obe- sity	NCD
0-5 yrs.	✓	✓	✓		↑	
6-10 yrs.	✓		✓		↑	
Adolescents	✓					
Adults					✓	✓
60+ yrs.	✓					
Pregnant	✓	✓	✓	✓		
Lactating		✓	✓			✓

✓ - problem exists

↑ - increasing

Who are the malnourished?



Households headed by

- Subsistence fisherfolk
- Kaingineros
- Hired laborers
- Unemployed

Who are the malnourished?

- Urban poor
- Families in remote areas
- Families with poorly educated mothers
- Large-sized poor families



Hunger-Mitigation Program (FSP/TN) Areas covered

**NCR and 49
FIVIMS
provinces**

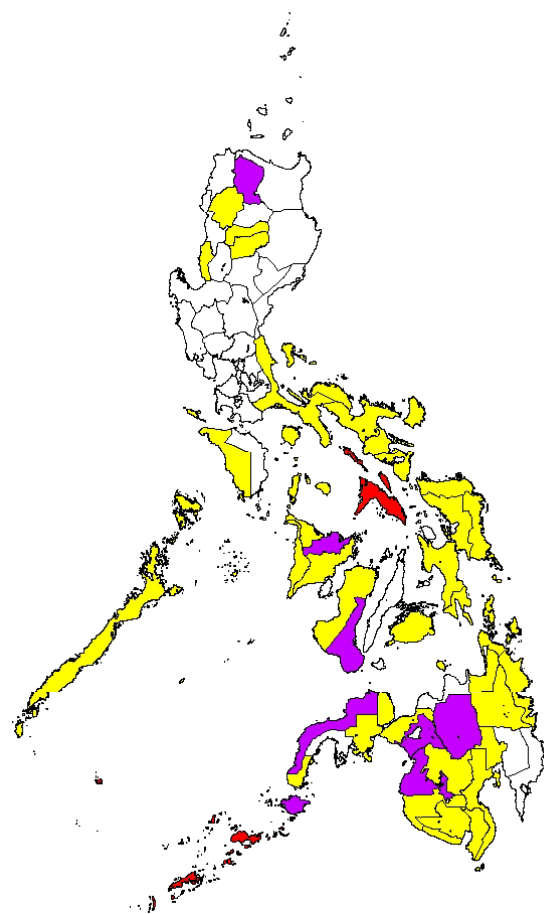
Legend:

Priority Areas (N=49)

 Vulnerable (n=38)

 Very Vulnerable (n=8)

 Very, Very Vulnerable (n=3)



Food Insecurity and Vulnerability Information and Mapping System (FIVIMS)

- 1) ratio of per capita expenditure/per capita income;
- 2) poverty incidence;
- 3) median family income;
- 4) food expenditure/total expenditure;
- 5) cereal expenditure/food expenditure;
- 6) percentage of households with safe water;
- 7) percentage of families with working children, 5-17 years old;
- 8) unemployment rate;
- 9) cohort survival rate, elementary;
- 10) percentage of underweight children, 0-5 years old;
- 11) percentage of underweight adults, BMI < 18.5 kg/m²; and
- 12) percentage of agricultural land under tenancy



Food for School Program

- ❑ Single-template response to hunger
- ❑ 1 kg rice per family through school child in Grade 1, preschool, and day care center

LGUs' Action Plans to Reduce Hunger

- Provincial Action Planning Workshop for NCR and Priority One (10) and Priority Two (20) provinces conducted on 28-29 November & 13-14 Dec
- 21 NGAs attended to provide venue for consultation on NGA-funded AHMP projects
- NGA consultation on 11 January to review Provincial AHMPs

**Launch of Provincial Action Plans to Reduce Hunger
and Advocacy on Nutrition Promotion
in Priority One Provinces and NCR**

Province	Date
Camarines Norte	February 23
Masbate	February 26
Zamboanga del Norte	February 27
Zammboanga Sibugay	February 28
Sarangani	March 2
Agusan del Sur	March 5
Mountain Province	March 5
Lanao del Norte	March 5
Surigao del Norte	March 6
Maguindanao	TBA
National Capital Region	March 2

Institutional Arrangement

Executive Order 616, "Creation of Anti-Hunger Task Force"
(3 April 2007)

- AHMP as the landmark program of the Arroyo administration to address hunger
 - on the aspect of supply or the unavailability of food and
 - on the aspect of demand or the inability to buy food
- Accelerate actions to address current hunger situation in six months
- The National Nutrition Council was tasked by EO 472 to ensure a client-based operations and to undertake necessary steps to prioritize addressing hunger and malnutrition



EO 616 “Anti-Hunger Task Force”

Sec. 1. Creation of Anti-Hunger Task Force

- ❑ Composed of national government agencies implementing the component programs of the AHMP
- ❑ Work closely with faith-based organizations to widen the reach of the program among the poor and hungry households in the NCR and the identified priority provinces of the country.



Sec. 2 – Composition

2.1. Member agencies

- | | | |
|---------------|-------------|-----------------------------|
| 1. DAR | 3. DBM | 10. DSWD |
| 1.1. PARC-DAR | 4. DENR | 11. DOTC |
| 2. DA | 4.1. PFC | 11.1 PPA |
| 2.1. BAI | 5. DepED | 11. NEDA |
| 2.2. BFAR | 6. DOH | 12. Office of the President |
| 2.3. BPI | 6.1. POPCOM | 12.1. CHED |
| 2.4. CIIF | 7. DILG | 12.2. NAPC |
| 2.5. NFA | 7.1. PNP | 12.3. MMDA |
| 2.6. NIA | 8. DOLE | 13. PCFC |
| 2.7. PCA | 8.1. TESDA | 14. AFP |
| | 9. DPWH | 15. CBCP |



Sec. 3. Duties of the Task Force

3.1. Department Secretary/Head of member-agencies shall serve as the Anti-Hunger Focal Person of his/her department. He shall:

- a. fast track the implementation of his/her agency's hunger-mitigation component program/s;
- b. ensure timely disbursement of funds for the implementation of said program/s;
- c. monitor the implementation of his/her agency's hunger-mitigation component program and report to the President, through the DOH-National Nutrition Council, its implementation;
- d. Provide the public with correct information about his/her hunger-mitigation component program; and,
- e. Provide other assistance as may be needed to carry-out the functions and duties of the Task Force



3.2. The DOH-National Nutrition Council shall:

- a. serve as the oversight agency for the implementation of the AHMP;
- b. Monitor the implementation of program components of the AHMP by the implementing agencies; and
- c. Report to the President and the Cabinet the progress of the implementation of the AHMP.

(weekly report to be submitted every Monday to the Cabinet Secretariat-Presidential Management Staff)



Role of Other Organizations in Hunger-Mitigation

-
- ❑ Armed Forces of the Philippines
 - ❑ Catholic Bishops' Conference of the Philippines/National Secretariat for Social Action



Accelerated Hunger Mitigation Program

Role of the Armed Forces of the Philippines

- Assist FSP in transporting rice to schools in hard-to-reach areas
- Help ensure safety of transport of rice to schools
- Engineering Brigade to undertake/ supervise in the construction and maintenance of farm-to-market roads, irrigation canals



Role of CBCP-NASSA and other faith-based organizations

- ❑ Assist in information dissemination on government's hunger mitigation measures
- ❑ Assist in program monitoring, e.g. Food for School Program as contained in the FSP operational guidelines
- ❑ Mainstream organization's programs in AHMP (e.g. Bigasan sa Parokya, supplemental feeding, livelihood and microfinance) to contribute to hunger-mitigation among poor and hungry households.